

PIPELINE SAFETY INFORMATION FOR EMERGENCY RESPONSE OFFICIALS



Keep with emergency response training and reference materials.

Black Hills Energy
888-890-5554



As an emergency response official, we're your partner in maintaining safety and responding to a pipeline incident in the unlikely event one should occur. While maintaining service is important, our top priorities are protecting life and property. One way we support safety is to inform you of natural gas pipelines we own or operate in your jurisdiction.

You can help us maintain a safe, secure and reliable pipeline system. If you observe any unusual or suspicious activity near our pipeline facilities, please call us at **888-890-5554**.

EMERGENCY PREPAREDNESS

We have an emergency plan for each town we serve, which is available to you at each local office.

We maintain close relationships with local emergency response officials. These partnerships help prevent incidents and keep us constantly prepared to respond immediately and effectively in the unlikely event of an emergency.

When responding to a natural gas pipeline emergency, always make sure your dispatch has called our emergency number at **888-890-5554**.

Some key steps for emergency responders:

1. Assess the situation.
2. Isolate and secure the area to protect the public.
3. Contact the pipeline operator.
4. Work in partnership with the pipeline operator.

911 OPERATOR

- Gather as much information as possible regarding the pipeline and who may own it.
- Give instructions to the caller about how to evacuate the area.
- Contact the pipeline operator immediately.

LAW ENFORCEMENT

- Secure the area.
- Crowd control.
- Traffic control.
- Assist with evacuation.

EMERGENCY MEDICAL SERVICES

- Use caution when entering the area.
- Assess health hazards.
- Provide medical assistance.
- Always be aware of all ignition sources.

EMERGENCY MANAGEMENT

- Coordinate with local, state, and federal agencies as needed.
- Disaster preparedness (e.g., planning, training, exercises).
- Coordinate resources.

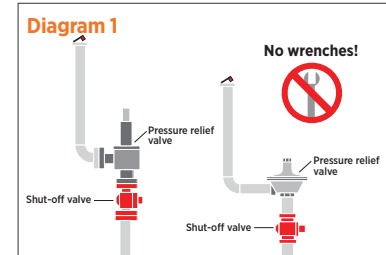
FIRE DEPARTMENT

- Assist in setting up incident command.
- Establish hot, warm, and cold zones.
- DO NOT close main pipeline valves. Customer meter valves can be closed.
- DO NOT extinguish natural gas fires. Fire consumes the natural gas and prevents it from spreading dangerously to other locations.

PIPELINE OPERATORS

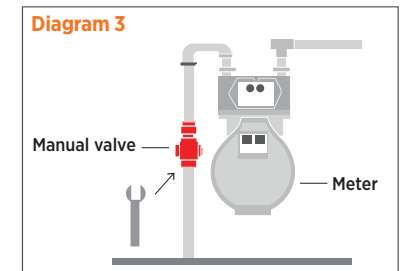
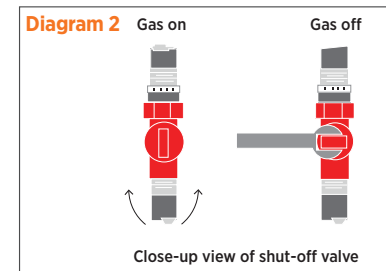
- Dispatch personnel to the scene as soon as contacted.
- Arrive at the scene and become part of incident command.
- Shut down pipeline if required.
- Provide assistance with air monitoring.

GAS METER SHUT-OFF VALVES



Do not attempt to close a shut-off valve on a meter set that includes a pressure relief valve. Shut-off valves on these meter sets are typically locked and should remain open. **(Dia 1)**

Gas can be shut off at the meter with a quarter turn of the shut-off valve. Closed valves should remain closed until opened by utility personnel.



Consult utility personnel before closing valves on commercial or industrial meter sets. **(Dia 2 & 3)**

In-person training to help emergency responders prepare and practice response tactics may be available in your area. Call us at **888-890-5554** for more information.

HAZARD AWARENESS AND PREVENTION MEASURES

Natural gas is a clean-burning, efficient fuel that is colorless, tasteless, and lighter than air. It's also odorless in its natural state, so to help people detect leaks, utilities add a foul-smelling odorant to the fuel before sending it to all urban and most, but not all, rural consumers.

Natural gas is mostly methane, which is flammable and explosive when mixed with oxygen in proportions identified by upper and lower limits. For natural gas, the lower explosive limit is 4% gas in air, and the upper explosive limit is 15% gas in air. Outside of that range, gas is either too rich or too lean to burn.

Just because the mixture is outside the explosive limit in one area does not mean an explosive mixture does not exist somewhere else in the structure. Even a tiny spark can ignite the gas where the mixture falls inside the explosive limit. To protect the pipelines and communities we serve, we perform employee training, regular maintenance and testing, corrosion protection, and inspections to check for leaks and damage.

For more specific information about the potential hazards and how-to prevention measures, call us at **888-890-5554**.

PRODUCT	LEAK TYPE	VAPORS	HEALTH HAZARDS	FIRE HAZARDS
Natural Gas	Gas	Lighter than air	Extremely high concentrations may cause irritation or asphyxiation	Extremely flammable and easily ignited by heat, sparks or flames; explosive in enclosed areas

PIPELINE LOCATION INFORMATION

Most natural gas pipelines are buried out of sight, but they should never be out of mind.

Pipeline signs, as shown, are placed where pipelines intersect public roads, river crossings, and railways. They explain what the pipeline carries and provide the pipeline operator's name and phone number in case of an emergency.

Pipeline signs do not indicate the exact location or depth of the pipeline and may not be present in certain areas. Always call **811**, even when you're digging by a marked pipeline.



LEAK RECOGNITION

The following signs are representative of a leak, but this shouldn't be considered a complete list.



What you may see

- Unexplained areas of dead vegetation where the surrounding area is green.
- A meter dial that continues to move after all natural gas appliances and equipment have been shut off.
- Blowing dirt, bubbling or standing water near a pipeline.



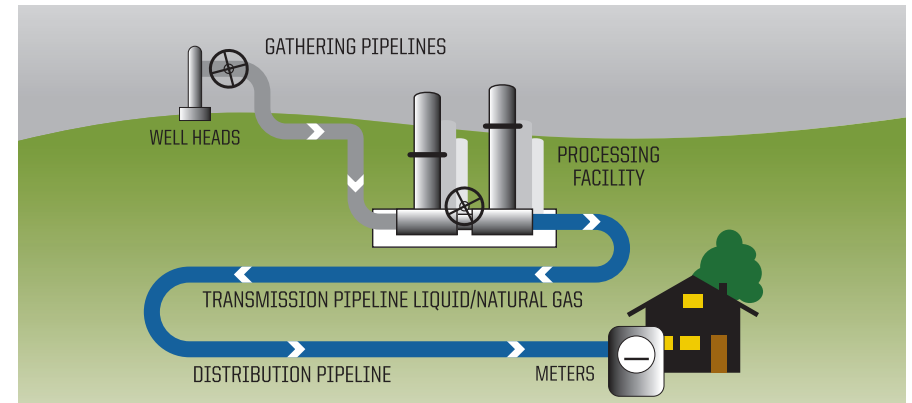
What you may smell

- In all urban and most rural settings, natural gas utilities add an odorant to the gas. Most people compare the odor to the smell of rotten eggs or another peculiar odor. Regardless, most people agree that it's not a pleasant smell. Some may not be able to smell the odor, either because of a diminished sense of smell or loss of smell due or in certain rare circumstances, odor fade can occur.



What you may hear

- Listen for a hissing, roaring, whistling or bubbling sound from the ground.



PIPELINE PURPOSE AND RELIABILITY

Natural gas pipelines are the safest way to move natural gas from place to place. In the United States, a vast network of pipelines deliver the many benefits of natural gas energy to millions of consumers.

Gathering lines transport gas from the production site to processing facilities and connect to transmission lines that carry gas from one part of the state to another. Our distribution lines run throughout neighborhoods and connect to homes and businesses. Pipeline operators follow stringent safety standards with regard to design, construction, operation, maintenance, and security. We regularly patrol our pipelines and follow a carefully planned maintenance and replacement schedule.

Natural gas has been a proven, popular solution to our country's energy needs for more than a century.

NATURAL GAS IS

- An abundant source of energy, with U.S. supplies projected to last at least another 100 years.
- The cleanest fossil fuel, placing it at the forefront of green energy initiatives.
- A domestic source of energy found throughout North America, helping to reduce our dependence on foreign oil.
- A reliable source of energy, with outages seldom occurring.



YOUR ROLE AS AN EMERGENCY RESPONDER

Integrity management and high-consequence areas (HCAs) and moderate consequence areas (MCAs)

Our integrity management plan focuses on transmission lines located in areas our industry defines as high-consequence areas (HCAs) and moderate consequence areas (MCAs). These are places people congregate, including playgrounds, hospitals, churches, schools, daycare facilities, retirement homes, and correctional facilities.

Emergency responders must be aware of high-consequence areas and moderate consequence areas and stand ready to respond if called upon. As your partner in responding to gas-related incidents, we urge you to contact us so we can work together to synchronize lists and review how we would coordinate our response.

Our integrity management plan is designed to provide a safe and reliable transmission pipeline system by monitoring and acting upon threats to pipeline safety in a systematic way. The plan provides for an initial assessment of pipeline integrity and periodic confirmation of the pipeline's integrity through continuous inspection, testing, and assessment of historical data. As part of our integrity management plan, we request that you inform your local operations office of any identified high-consequence areas along our natural gas transmission lines.

For a one-page overview of our integrity management plan, please visit blackhillsenergy.com/pipeline-integrity.

PIPELINE PUBLIC AWARENESS PROGRAMS

We conduct programs in partnership with these companies and towns:

- Absolute Energy, LLC – Iowa
- Ag Processing, Inc. – Mason City, Iowa
- Ag Processing, Inc. – Algona, Iowa
- APC, LLC – Kansas
- Arkalon – Kansas
- City of Abbyville, Kansas
- City of Argonia, Kansas
- City of Lebo, Kansas
- City of McLouth, Kansas
- City of Ponca, Nebraska
- Corn LP in Iowa
- Dupont in Kansas
- Finney County Feeders, LLC – Kansas
- Elite Octane, LLC – Iowa
- Poet Jewell – Iowa
- Valero Renewable Fuels – Iowa
- Haven Steel – Kansas
- Homeland Energy – Iowa
- Mid-Kansas Electric – Kansas
- POET Biorefining - Jewell, Iowa
- Sioux City Brick & Tile – Iowa
- Little Sioux Corn Processors – Iowa
- Monolith in – Nebraska
- Renewable Power Producers (RPP) – Kansas
- SIRE, LLC – Iowa
- Sunflower Electric Power Co – Kansas
- Town of Aguilar – Colorado

ADDITIONAL INFORMATION

- To view and download maps of transmission pipelines in your area, visit the National Pipeline Mapping System at pvnpm.phmsa.dot.gov/PublicViewer.
- For more information about pipelines, compressor stations or storage facilities in your community, contact us at **888-890-5554**.
- For NENA-recommended dispatcher protocol for pipeline emergencies (Standard 56-507), visit nena.org.
- For the PHMSA Emergency Response Guidebook, visit phmsa.dot.gov/hazmat/library/erg.
- For the PAPA Emergency Response Guidebook, training scenarios, and videos, visit pipelineawareness.org.
- For emergency responder training for natural gas emergencies, visit bhe.rtueonline.com.
- For information regarding excess flow valves (EFV), visit blackhillsenergy.com/safety.
- Visit our website at blackhillsenergy.com or scan the QR code below.





P.O. Box 3151
Wichita, KS 67201-3151

Presort Std
U.S. Postage
PAID
Wichita, Ks
Permit No. 504

Important contact information

Universal emergency number: **911**
City of Abbyville, Kansas emergency number: **911**
City of Abbyville, Kansas customer service: **620-286-5643**
National call-before-you-dig number: **811**
Black Hills Energy: **888-890-5554**

23ABYEO



P.O. Box 3151
Wichita, KS 67201-3151

Presort Std
U.S. Postage
PAID
Wichita, Ks
Permit No. 504

Important contact information

Universal emergency number: **911**
National call-before-you-dig number: **811**
Black Hills Energy: **888-890-5554**

23BHHEO



P.O. Box 3151
Wichita, KS 67201-3151

Presort Std
U.S. Postage
PAID
Wichita, Ks
Permit No. 504

Important contact information:

Universal emergency number: **911**
Haven Steel emergency number: **316-577-0557**
Haven Steel customer service: **620-465-2573**
National call-before-you-dig number: **811**
Black Hills Energy: **888-890-5554**

23HVEO



P.O. Box 3151
Wichita, KS 67201-3151

Presort Std
U.S. Postage
PAID
Wichita, Ks
Permit No. 504

Important contact information:

Universal emergency number: **911**
City of Argonia, Kansas, emergency number: **911**
City of Argonia, Kansas, customer service: **620-435-6417**
National call-before-you-dig number: **811**
Black Hills Energy: **888-890-5554**

23ARGEO



P.O. Box 3151
Wichita, KS 67201-3151

Presort Std
U.S. Postage
PAID
Wichita, Ks
Permit No. 504

Important contact information

Universal emergency number: **911**
City of McLouth, Kansas, emergency number: **911**
City of McLouth, Kansas, customer service: **913-796-6411**
National call-before-you-dig number: **811**
Black Hills Energy: **888-890-5554**

23MCEO



P.O. Box 3151
Wichita, KS 67201-3151

Presort Std
U.S. Postage
PAID
Wichita, Ks
Permit No. 504

Important contact information

Universal emergency number: **911**
City of Lebo, Kansas, emergency number: **911**
City of Lebo, Kansas, customer service: **620-256-6622**
National call-before-you-dig number: **811**
Black Hills Energy: **888-890-5554**

23LEBEO



P.O. Box 3151
Wichita, KS 67201-3151

Presort Std
U.S. Postage
PAID
Wichita, Ks
Permit No. 504

Important contact information

Universal emergency number: **911**

Monolith emergency number: **911**

Monolith customer service: **402-413-5763**

National call-before-you-dig number: **811**

Black Hills Energy: **888-890-5554**